

Table of Contents

United States 1 Cent	1
<i>Wreath</i>	1
<i>Chain</i>	1
<i>Liberty Cap</i>	1
<i>Chain</i>	1
<i>Wreath</i>	1
<i>Draped Bust</i>	1
<i>Classic Head</i>	2
<i>Coronet</i>	2
<i>Flying Eagle</i>	3
<i>Indian</i>	3
<i>Lincoln</i>	4

Year	mm	Mintage	Variety
------	----	---------	---------

United States


United States 1 Cent

Wreath
1793
United States
1 Cent



<input type="checkbox"/>	1793	(63,353)	Wreath, Lettered edge
<input type="checkbox"/>	1793	4 known	Wreath, Strawberry leaf
<input type="checkbox"/>	1793	(63,353)	Wreath, Vine/bars edge

Chain
1793
United States
1 Cent



<input type="checkbox"/>	1793	(36,103)	Chain Type, AMERICA Periods
<input type="checkbox"/>	1793	(36,103)	Chain Type, AMERI. in legend
<input type="checkbox"/>	1793	(36,103)	Chain Type

Liberty Cap
1793-1796
United States
1 Cent



<input type="checkbox"/>	1793	11,056	Liberty Cap
<input type="checkbox"/>	1794	(918,521)	"Head of 1793"
<input type="checkbox"/>	1794	(918,521)	"Head of 1794"
<input type="checkbox"/>	1794	(918,521)	"Head of 1795"
<input type="checkbox"/>	1794	(918,521)	Starred reverse
<input type="checkbox"/>	1794	(918,521)	No fraction bar
<input type="checkbox"/>	1795	(2,000)	Jefferson Head, Plain edge
<input type="checkbox"/>	1795	37,000	Lettered edge
<input type="checkbox"/>	1795	(2,000)	Jefferson Head, Lettered edge
<input type="checkbox"/>	1795	501,500	Plain edge
<input type="checkbox"/>	1795	6 known	Reeded edge
<input type="checkbox"/>	1796	109,825	
<input type="checkbox"/>	Type		Type 4, Liberty Cap, Denticled Border

Chain
1793
United States
1 Cent



<input type="checkbox"/>	Type		Type 1, Chain Cent
--------------------------	------	--	--------------------

Year	mm	Mintage	Variety
------	----	---------	---------

Wreath
1793
United States
1 Cent



<input type="checkbox"/>	Type		Type 2, Wreath Cent
--------------------------	------	--	---------------------


Draped Bust
1796-1807
United States
1 Cent




<input type="checkbox"/>	1796	(363,375)	reverse of 1797
<input type="checkbox"/>	1796	(363,375)	LIBERTY error
<input type="checkbox"/>	1796	(363,375)	reverse of 1795
<input type="checkbox"/>	1796	(363,375)	reverse of 1794
<input type="checkbox"/>	1797	(897,510)	Plain edge, '95' reverse
<input type="checkbox"/>	1797	(897,510)	'97' reverse, Stems
<input type="checkbox"/>	1797	(897,510)	'97' reverse, Stemless
<input type="checkbox"/>	1797	(897,510)	Gripped edge, '95' reverse
<input type="checkbox"/>	1798	(1,841,745)	Style 2 hair
<input type="checkbox"/>	1798	(1,841,745)	8 over 7
<input type="checkbox"/>	1798	(1,841,745)	Style 1 hair
<input type="checkbox"/>	1798	(1,841,745)	reverse of 1795
<input type="checkbox"/>	1799	(1,841,745)	9 over 8
<input type="checkbox"/>	1799	42,540	Normal date
<input type="checkbox"/>	1800	(2,822,175)	1800 over 1798
<input type="checkbox"/>	1800	(2,822,175)	80 over 79
<input type="checkbox"/>	1800	(2,822,175)	
<input type="checkbox"/>	1801	(1,362,837)	
<input type="checkbox"/>	1801	(1,362,837)	3 Errors: 1/000, one stem & IINITED
<input type="checkbox"/>	1801	(1,362,837)	Fraction 1/000
<input type="checkbox"/>	1801	(1,362,837)	1/100 over 1/000
<input type="checkbox"/>	1802		S-237
<input type="checkbox"/>	1802		S-236
<input type="checkbox"/>	1802		S-239
<input type="checkbox"/>	1802	(3,435,100)	Stemless wreath
<input type="checkbox"/>	1802	(3,435,100)	Fraction 1/000
<input type="checkbox"/>	1802	(3,435,100)	
<input type="checkbox"/>	1803	(3,131,691)	Stemless wreath
<input type="checkbox"/>	1803	(3,131,691)	Small date, large fraction
<input type="checkbox"/>	1803	(3,131,691)	Large date, large fraction
<input type="checkbox"/>	1803	(3,131,691)	1/100 over 1/000
<input type="checkbox"/>	1803	(3,131,691)	Small date, small fraction
<input type="checkbox"/>	1803	(3,131,691)	Large date, small fraction
<input type="checkbox"/>	1804		Unofficial restrrike of 1860
<input type="checkbox"/>	1804	96,500	

	Year	mm	Mintage	Variety		Year	mm	Mintage	Variety	
<input type="checkbox"/>	1805		Incl. Above	Pointed 1	<input type="checkbox"/>	1822		2,072,339		
<input type="checkbox"/>	1805		941,116	Blunt 1	<input type="checkbox"/>	1823		(1,262,000)	Normal date	
<input type="checkbox"/>	1806		348,000		<input type="checkbox"/>	1823		(1,262,000)	3 over 2	
<input type="checkbox"/>	1807		(829,221)	Small 7 over 6, blunt 1	<input type="checkbox"/>	1823			Unofficial restrike, from broken obverse die	
<input type="checkbox"/>	1807		(829,221)	Small fraction	<input type="checkbox"/>	1824		(1,262,000)	Normal date	
<input type="checkbox"/>	1807		(829,221)	Large fraction	<input type="checkbox"/>	1824		(1,262,000)	4 over 2	
<input type="checkbox"/>	1807		(829,221)	"Comet" variety	<input type="checkbox"/>	1825		1,461,100		
<input type="checkbox"/>	1807		(829,221)	Large 7 over 6, Pointed 1	<input type="checkbox"/>	1826		(1,517,425)	6 over 5	
<input type="checkbox"/>	Type				<input type="checkbox"/>	1826		(1,517,425)		
Classic Head 1808-1814 United States 1 Cent						<input type="checkbox"/>	1827		2,357,732	
<input type="checkbox"/>	1808			Sheldon-277	<input type="checkbox"/>	1828		(2,260,624)	Small wide date	
<input type="checkbox"/>	1808			S-278	<input type="checkbox"/>	1828		(2,260,624)	Large narrow date	
<input type="checkbox"/>	1808			Sheldon-279	<input type="checkbox"/>	1829		(1,414,500)	Large letters	
<input type="checkbox"/>	1808		1,007,000		<input type="checkbox"/>	1829			Bronzed	
<input type="checkbox"/>	1809		222,867		<input type="checkbox"/>	1829		(1,414,500)	Medium letters	
<input type="checkbox"/>	1810		(1,458,500)	10 over 9	<input type="checkbox"/>	1830		(1,711,500)	Large letters	
<input type="checkbox"/>	1810		(1,458,500)	Normal date	<input type="checkbox"/>	1830		(1,711,500)	Medium letters	
<input type="checkbox"/>	1811		(218,025)	Normal date	<input type="checkbox"/>	1831		(3,359,260)	Medium letters	
<input type="checkbox"/>	1811		(218,025)	Last 1 over 0	<input type="checkbox"/>	1831		(3,359,260)	Large letters	
<input type="checkbox"/>	1812		(1,075,500)	Large date	<input type="checkbox"/>	1832		(2,362,000)	Medium letters	
<input type="checkbox"/>	1812		(1,075,500)	Small date	<input type="checkbox"/>	1832		(2,362,000)	Large letters	
<input type="checkbox"/>	1813		418,000		<input type="checkbox"/>	1833		2,739,000		
<input type="checkbox"/>	1814		(357,830)	Plain 4	<input type="checkbox"/>	1834		(1,855,100)	Large 8 & stars, medium letters	
<input type="checkbox"/>	1814		(357,830)	Crosslet 4	<input type="checkbox"/>	1834		(1,855,100)	Large 8, stars & reverse letters	
<input type="checkbox"/>	Type				<input type="checkbox"/>	1834		(1,855,100)	Small 8, large stars, medium letters	
Coronet 1816-1857 United States 1 Cent						<input type="checkbox"/>	1834		(1,855,100)	Large 8, small stars & medium letters
<input type="checkbox"/>	1816		2,820,982		<input type="checkbox"/>	1835		(3,878,400)	Large 8 & stars	
<input type="checkbox"/>	1817		(3,948,400)	13 stars	<input type="checkbox"/>	1835		(3,878,400)	Small 8 & stars	
<input type="checkbox"/>	1817		(3,948,400)	15 stars	<input type="checkbox"/>	1835		(3,878,400)	"Head of 1836"	
<input type="checkbox"/>	1818		3,167,000		<input type="checkbox"/>	1836		2,111,000		
<input type="checkbox"/>	1819		(2,671,000)	9 over 8	<input type="checkbox"/>	1837		(5,558,300)	Head of 1838	
<input type="checkbox"/>	1819		(2,671,000)	Large date	<input type="checkbox"/>	1837		(5,558,300)	Plain cord, medium letters	
<input type="checkbox"/>	1819		(2,671,000)	Small date	<input type="checkbox"/>	1837		(5,558,300)	Plain cord, small letters	
<input type="checkbox"/>	1820		(4,407,550)	Small date	<input type="checkbox"/>	1838		6,370,200		
<input type="checkbox"/>	1820		(4,407,550)	Large date, Plain 2	<input type="checkbox"/>	1839		(3,128,661)	9 over 6, plain cords	
<input type="checkbox"/>	1820		(4,407,550)	20 over 19	<input type="checkbox"/>	1839		(3,128,661)	Booby Head	
<input type="checkbox"/>	1820		(4,407,550)	Large date, curled 2	<input type="checkbox"/>	1839		(3,128,661)	Silly Head	
<input type="checkbox"/>	1821		389,000		<input type="checkbox"/>	1839		(3,128,661)	Head of 1838, beaded cords	
<input type="checkbox"/>					<input type="checkbox"/>	1840		(2,462,700)	Type of 1840	
<input type="checkbox"/>					<input type="checkbox"/>	1840		(2,462,700)	Large date	
<input type="checkbox"/>					<input type="checkbox"/>	1840		(2,462,700)	Small date	
<input type="checkbox"/>					<input type="checkbox"/>	1840		(2,462,700)	Small date, Large 18	
<input type="checkbox"/>					<input type="checkbox"/>	1841		1,597,367		
<input type="checkbox"/>					<input type="checkbox"/>	1842		(2,383,390)	Small date	
<input type="checkbox"/>					<input type="checkbox"/>	1842		(2,383,390)	Large date	
<input type="checkbox"/>					<input type="checkbox"/>	1843		(2,425,342)	Petite Head, large letters	
<input type="checkbox"/>					<input type="checkbox"/>	1843		(2,425,342)	Mature Head, large letters	
<input type="checkbox"/>					<input type="checkbox"/>	1843		(2,425,342)	Petite Head, small letters	

	Year	mm	Mintage	Variety
<input type="checkbox"/>	1844		(2,398,752)	over 81
<input type="checkbox"/>	1844		(2,398,752)	
<input type="checkbox"/>	1845		3,894,804	
<input type="checkbox"/>	1846		(4,120,800)	Tall date
<input type="checkbox"/>	1846		(4,120,800)	Small date
<input type="checkbox"/>	1846			N-1 Small Date
<input type="checkbox"/>	1846			N-2 Small Date
<input type="checkbox"/>	1846		(4,120,800)	Medium date
<input type="checkbox"/>	1847		(6,183,669)	7 over "small" 7
<input type="checkbox"/>	1847		(6,183,669)	
<input type="checkbox"/>	1848		6,415,799	
<input type="checkbox"/>	1849		4,178,500	
<input type="checkbox"/>	1850		4,426,844	
<input type="checkbox"/>	1851		(9,889,707)	over 81
<input type="checkbox"/>	1851		(9,889,707)	
<input type="checkbox"/>	1852		5,063,094	
<input type="checkbox"/>	1853		6,641,131	
<input type="checkbox"/>	1854		4,236,156	
<input type="checkbox"/>	1855		(1,574,829)	Slanting 5's
<input type="checkbox"/>	1855		(1,574,829)	Slanting 5's, knob on ear
<input type="checkbox"/>	1855		(1,574,829)	Upright 5's
<input type="checkbox"/>	1856		(2,690,463)	Upright 5
<input type="checkbox"/>	1856		(2,690,463)	Slanting 5
<input type="checkbox"/>	1857		(333,456)	Large date
<input type="checkbox"/>	1857		(333,456)	Small date
<input type="checkbox"/>	Type			
<input type="checkbox"/>	Type			Braided Hair

Flying Eagle 1856-1858 United States 1 Cent			
			
<input type="checkbox"/>	1856		1,500
<input type="checkbox"/>	1857		17,450,000 485 (Proof)
<input type="checkbox"/>	1857		F.E. DDO
<input type="checkbox"/>	1858		(24,600,000) 80 (Proof)
<input type="checkbox"/>	1858		Large Letters
<input type="checkbox"/>	1858		8/7
<input type="checkbox"/>	1858		(24,600,000) 200 (Proof)
<input type="checkbox"/>	1858		Small Letters
<input type="checkbox"/>	Type		

	Year	mm	Mintage	Variety
				Indian 1859-1909 United States 1 Cent
				
<input type="checkbox"/>	1859		36,400,000 800 (Proof)	Laurel Wreath Reverse Without Shield
<input type="checkbox"/>	1860		(20,566,000)	Rounded Bust
<input type="checkbox"/>	1860		(20,566,000) 1,000 (Proof)	Copper-Nickel Oak Wreath With Shield
<input type="checkbox"/>	1860		(20,566,000)	Pointed Bust
<input type="checkbox"/>	1861		10,100,000 1,000 (Proof)	
<input type="checkbox"/>	1862		28,075,000 550 (Proof)	
<input type="checkbox"/>	1863		49,840,000 460 (Proof)	
<input type="checkbox"/>	1864		(39,429,286) 20 (Proof)	Bronze, With 'L'
<input type="checkbox"/>	1864		(39,429,286) 150 (Proof)	Bronze, No 'L'
<input type="checkbox"/>	1864		13,740,000 370 (Proof)	Copper-nickel
<input type="checkbox"/>	1865		35,429,286 >500 (Proof)	Fancy 5
<input type="checkbox"/>	1865			Plain 5
<input type="checkbox"/>	1866		9,826,500 >725 (Proof)	
<input type="checkbox"/>	1867		9,821,000 >625 (Proof)	
<input type="checkbox"/>	1867			7/7
<input type="checkbox"/>	1868		10,266,500 >600 (Proof)	
<input type="checkbox"/>	1869		(6,420,000) >600 (Proof)	
<input type="checkbox"/>	1869		(6,420,000)	9 over 9
<input type="checkbox"/>	1870		5,275,000 >1,000 (Proof)	
<input type="checkbox"/>	1871		3,929,500 >960 (Proof)	
<input type="checkbox"/>	1872		4,042,000 >950 (Proof)	
<input type="checkbox"/>	1873		(11,676,500)	Doubled LIBERTY
<input type="checkbox"/>	1873		(11,676,500) >1,100 (Proof)	Closed 3
<input type="checkbox"/>	1873		(11,676,500)	Open 3
<input type="checkbox"/>	1874		14,187,500 >700 (Proof)	

	Year	mm	Mintage	Variety
<input type="checkbox"/>	1875		13,528,000 >700 (Proof)	
<input type="checkbox"/>	1876		7,944,000 >1,150 (Proof)	
<input type="checkbox"/>	1877		852,500 >900 (Proof)	
<input type="checkbox"/>	1878		5,799,850 2,350 (Proof)	
<input type="checkbox"/>	1879		16,231,200 3,200 (Proof)	
<input type="checkbox"/>	1880		38,964,955 3,955 (Proof)	
<input type="checkbox"/>	1881		39,211,575 3,575 (Proof)	
<input type="checkbox"/>	1882		38,581,100 3,100 (Proof)	
<input type="checkbox"/>	1883		45,598,109 6,609 (Proof)	
<input type="checkbox"/>	1884		23,261,742 3,942 (Proof)	
<input type="checkbox"/>	1885		11,765,384 3,790 (Proof)	
<input type="checkbox"/>	1886		(17,654,290) 4,290 (Proof)	Type 2
<input type="checkbox"/>	1886		17,654,290 4,290 (Proof)	Type 1
<input type="checkbox"/>	1887		45,226,483 2,960 (Proof)	
<input type="checkbox"/>	1888		(37,494,414) 4,582 (Proof)	
<input type="checkbox"/>	1888		(37,494,414)	8 over 7
<input type="checkbox"/>	1889		48,869,361 3,336 (Proof)	
<input type="checkbox"/>	1890		57,182,854 2,740 (Proof)	
<input type="checkbox"/>	1891		47,072,350 2,350 (Proof)	
<input type="checkbox"/>	1892		37,649,832 2,745 (Proof)	
<input type="checkbox"/>	1893		46,642,195 2,195 (Proof)	
<input type="checkbox"/>	1894		(16,752,132) 2,632 (Proof)	
<input type="checkbox"/>	1894		(16,752,132)	doubled date
<input type="checkbox"/>	1895		38,343,636 2,062 (Proof)	

	Year	mm	Mintage	Variety
<input type="checkbox"/>	1896		39,057,293 1,862 (Proof)	
<input type="checkbox"/>	1897		50,466,330 1,938 (Proof)	
<input type="checkbox"/>	1897			1 In Neck
<input type="checkbox"/>	1898		49,823,079 1,795 (Proof)	
<input type="checkbox"/>	1899		53,600,031 2,031 (Proof)	
<input type="checkbox"/>	1900		66,833,764 2,262 (Proof)	
<input type="checkbox"/>	1901		79,611,143 1,985 (Proof)	
<input type="checkbox"/>	1902		87,376,722 2,018 (Proof)	
<input type="checkbox"/>	1903		85,094,493 1,790 (Proof)	
<input type="checkbox"/>	1904		61,328,015 1,817 (Proof)	
<input type="checkbox"/>	1905		80,719,163 2,152 (Proof)	
<input type="checkbox"/>	1906		96,022,255 1,725 (Proof)	
<input type="checkbox"/>	1907		108,138,618 1,475 (Proof)	
<input type="checkbox"/>	1908		32,327,987 1,620 (Proof)	
<input type="checkbox"/>	1908	S	1,115,000	
<input type="checkbox"/>	1909		14,370,645 1,620 (Proof)	
<input type="checkbox"/>	1909	S	309,000	
<input type="checkbox"/>	Type			Bronze
<input type="checkbox"/>	Type			Copper-Nickel

**Lincoln
1909-Present
United States
1 Cent**



<input type="checkbox"/>	1909			V.DB. Doubled Die Obverse
<input type="checkbox"/>	1909		72,702,618	
<input type="checkbox"/>	1909		27,995,000 420 (Proof)	V.D.B.
<input type="checkbox"/>	1909	S	1,825,000	
<input type="checkbox"/>	1909	S	Incl. Above	S over Horizontal S
<input type="checkbox"/>	1909	S	484,000	V.D.B.

	Year	mm	Mintage	Variety		Year	mm	Mintage	Variety
<input type="checkbox"/>	1910		146,801,218 2,405 (Proof)		<input type="checkbox"/>	1924		75,178,000	
<input type="checkbox"/>	1910	S	6,045,000		<input type="checkbox"/>	1924	D	2,520,000	
<input type="checkbox"/>	1911		101,177,787 1,733 (Proof)		<input type="checkbox"/>	1924	S	11,696,000	
<input type="checkbox"/>	1911	D	12,672,000		<input type="checkbox"/>	1925		139,949,000	
<input type="checkbox"/>	1911	S	4,026,000		<input type="checkbox"/>	1925	D	22,580,000	
<input type="checkbox"/>	1912		68,153,060 2,145 (Proof)		<input type="checkbox"/>	1925	S	26,380,000	
<input type="checkbox"/>	1912	D	10,411,000		<input type="checkbox"/>	1926		157,088,000	
<input type="checkbox"/>	1912	S	4,431,000		<input type="checkbox"/>	1926	D	28,020,000	
<input type="checkbox"/>	1913		76,532,352 2,848 (Proof)		<input type="checkbox"/>	1926	S	4,550,000	
<input type="checkbox"/>	1913	D	15,804,000		<input type="checkbox"/>	1927		144,440,000	
<input type="checkbox"/>	1913	S	6,101,000		<input type="checkbox"/>	1927	D	27,170,000	
<input type="checkbox"/>	1914		75,238,432 1,365 (Proof)		<input type="checkbox"/>	1927	S	14,276,000	
<input type="checkbox"/>	1914	D	1,193,000		<input type="checkbox"/>	1928		134,116,000	
<input type="checkbox"/>	1914	S	4,137,000		<input type="checkbox"/>	1928	D	31,170,000	
<input type="checkbox"/>	1915		29,092,120 1,150 (Proof)		<input type="checkbox"/>	1928	S	17,266,000	
<input type="checkbox"/>	1915	D	22,050,000		<input type="checkbox"/>	1929		185,262,000	
<input type="checkbox"/>	1915	S	4,833,000		<input type="checkbox"/>	1929	D	41,730,000	
<input type="checkbox"/>	1916		131,833,677 1,050 (Proof)		<input type="checkbox"/>	1929	S	50,148,000	
<input type="checkbox"/>	1916	D	35,956,000		<input type="checkbox"/>	1930		157,415,000	
<input type="checkbox"/>	1916	S	22,510,000		<input type="checkbox"/>	1930	D	40,100,000	
<input type="checkbox"/>	1917		196,429,785		<input type="checkbox"/>	1930	S	24,286,000	
<input type="checkbox"/>	1917			Doubled die obverse	<input type="checkbox"/>	1931		19,396,000	
<input type="checkbox"/>	1917	D	55,120,000		<input type="checkbox"/>	1931	D	4,480,000	
<input type="checkbox"/>	1917	S	32,620,000		<input type="checkbox"/>	1931	S	866,000	
<input type="checkbox"/>	1918		288,104,634		<input type="checkbox"/>	1932		9,062,000	
<input type="checkbox"/>	1918	D	47,830,000		<input type="checkbox"/>	1932	D	10,500,000	
<input type="checkbox"/>	1918	S	34,680,000		<input type="checkbox"/>	1933		14,360,000	
<input type="checkbox"/>	1919		392,021,000		<input type="checkbox"/>	1933	D	6,200,000	
<input type="checkbox"/>	1919	D	57,154,000		<input type="checkbox"/>	1934		219,080,000	
<input type="checkbox"/>	1919	S	139,760,000		<input type="checkbox"/>	1934	D	28,446,000	
<input type="checkbox"/>	1920		310,165,000		<input type="checkbox"/>	1935		245,388,00	
<input type="checkbox"/>	1920	D	49,280,000		<input type="checkbox"/>	1935	D	47,000,000	
<input type="checkbox"/>	1920	S	46,220,000		<input type="checkbox"/>	1935	S	38,702,000	
<input type="checkbox"/>	1921		39,157,000		<input type="checkbox"/>	1936		309,637,569 5,569 (Proof)	
<input type="checkbox"/>	1921	S	15,274,000		<input type="checkbox"/>	1936			Type 3 - Doubled Die Obverse
<input type="checkbox"/>	1922			No D, Weak Reverse	<input type="checkbox"/>	1936			Type I - Doubled die obverse
<input type="checkbox"/>	1922		(7,160,000)	No D Strong Reverse	<input type="checkbox"/>	1936			Type 2 - Doubled Die Obverse
<input type="checkbox"/>	1922	D		Weak D	<input type="checkbox"/>	1936			Satin Proof
<input type="checkbox"/>	1922	D	(7,160,000)		<input type="checkbox"/>	1936			Brilliant Proof
<input type="checkbox"/>	1923		74,723,000		<input type="checkbox"/>	1936	D	40,620,000	
<input type="checkbox"/>	1923	S	8,700,000		<input type="checkbox"/>	1936	S	29,130,000	
					<input type="checkbox"/>	1937		309,179,320 9,320 (Proof)	
					<input type="checkbox"/>	1937	D	50,430,000	
					<input type="checkbox"/>	1937	S	34,500,000	
					<input type="checkbox"/>	1938		156,696,734 14,734 (Proof)	
					<input type="checkbox"/>	1938	D	20,010,000	

	Year	mm	Mintage	Variety		Year	mm	Mintage	Variety
<input type="checkbox"/>	1938	S	15,180,000		<input type="checkbox"/>	1950		272,686,386 51,386 (Proof)	
<input type="checkbox"/>	1939		316,479,520 13,520 (Proof)		<input type="checkbox"/>	1950	D	334,950,000	
<input type="checkbox"/>	1939	D	15,160,000		<input type="checkbox"/>	1950	S	118,505,000	
<input type="checkbox"/>	1939	S	52,070,000		<input type="checkbox"/>	1951		294,633,500 57,500 (Proof)	
<input type="checkbox"/>	1940		586,825,872 15,872 (Proof)		<input type="checkbox"/>	1951	D	625,355,000	
<input type="checkbox"/>	1940	D	81,390,000		<input type="checkbox"/>	1951	S	136,010,000	
<input type="checkbox"/>	1940	S	112,940,000		<input type="checkbox"/>	1952		186,856,980 81,980 (Proof)	
<input type="checkbox"/>	1941		887,039,100 21,100 (Proof)		<input type="checkbox"/>	1952	D	746,130,000	
<input type="checkbox"/>	1941			Doubled Die Obverse	<input type="checkbox"/>	1952	S	137,800,004	
<input type="checkbox"/>	1941	D	128,700,000		<input type="checkbox"/>	1953		256,883,800 128,800 (Proof)	
<input type="checkbox"/>	1941	S	92,360,000		<input type="checkbox"/>	1953	D	700,515,000	
<input type="checkbox"/>	1942		657,828,600 32,600 (Proof)		<input type="checkbox"/>	1953	S	181,835,000	
<input type="checkbox"/>	1942	D	206,698,000		<input type="checkbox"/>	1954		71,873,350 233,300 (Proof)	
<input type="checkbox"/>	1942	S	85,590,000		<input type="checkbox"/>	1954	D	251,552,500	
<input type="checkbox"/>	1943		684,628,670	Steel	<input type="checkbox"/>	1954	S	96,190,000	
<input type="checkbox"/>	1943	D		Boldly double mint mark	<input type="checkbox"/>	1955		(330,958,200) 378,200 (Proof)	
<input type="checkbox"/>	1943	D	217,660,000	Steel	<input type="checkbox"/>	1955		(330,958,200)	Double die
<input type="checkbox"/>	1943	D		43 over 43	<input type="checkbox"/>	1955	D	563,257,500	
<input type="checkbox"/>	1943	S	191,550,000	Steel	<input type="checkbox"/>	1955	S	44,610,000	
<input type="checkbox"/>	1944			Steel on 30 known	<input type="checkbox"/>	1956		421,414,384 669,384 (Proof)	
<input type="checkbox"/>	1944		1,435,400,000		<input type="checkbox"/>	1956	D	(1,098,201,10	D above Shadow D
<input type="checkbox"/>	1944	D		Steel - only 7 known	<input type="checkbox"/>	1956	D		D/D RPM FS-508 (022)
<input type="checkbox"/>	1944	D	(530,578,000)	D over S, Variety 1	<input type="checkbox"/>	1956	D		RPM FS-502
<input type="checkbox"/>	1944	D	(530,578,000)	D over S, Variety 2	<input type="checkbox"/>	1956	D		D/D RPM FS-501 (022.1)
<input type="checkbox"/>	1944	D	(530,578,000)		<input type="checkbox"/>	1956	D	(1,098,201,10	
<input type="checkbox"/>	1944	S	282,760,000		<input type="checkbox"/>	1957		283,787,952 1,247,952 (Proof)	
<input type="checkbox"/>	1944	S		Steel - only 2 known	<input type="checkbox"/>	1957	D	1,051,342,000	
<input type="checkbox"/>	1945		1,040,515,000		<input type="checkbox"/>	1958			Doubled Die Obverse
<input type="checkbox"/>	1945	D	266,268,000		<input type="checkbox"/>	1958		253,400,652	
<input type="checkbox"/>	1945	S	181,770,000		<input type="checkbox"/>	1958	D	800,953,300	
<input type="checkbox"/>	1946		991,655,000		<input type="checkbox"/>	1959		610,864,291 1,149,291 (Proof)	
<input type="checkbox"/>	1946	D	315,690,000		<input type="checkbox"/>	1959	D	1,297,760,000	
<input type="checkbox"/>	1946	S		S over D	<input type="checkbox"/>	1960		(588,096,602) (1,691,602) (Proof)	Small Date
<input type="checkbox"/>	1946	S	198,100,000		<input type="checkbox"/>	1960		(588,096,602) (1,691,602) (Proof)	Large Date
<input type="checkbox"/>	1947		190,555,000		<input type="checkbox"/>	1960			Large/Small Date
<input type="checkbox"/>	1947	D	194,750,000		<input type="checkbox"/>	1960			Tripled Die Obverse
<input type="checkbox"/>	1947	S	99,000,000						
<input type="checkbox"/>	1948		317,570,000						
<input type="checkbox"/>	1948	D	172,637,500						
<input type="checkbox"/>	1948	S	81,735,000						
<input type="checkbox"/>	1949		217,775,000						
<input type="checkbox"/>	1949	D	153,132,500						
<input type="checkbox"/>	1949	S	64,290,000						

	Year	mm	Mintage	Variety		Year	mm	Mintage	Variety
<input type="checkbox"/>	1960	D	(1,580,884,000)	Small Date	<input type="checkbox"/>	1972			DDO FS-109 (033.59)
<input type="checkbox"/>	1960	D	(1,580,884,000)	Large Date	<input type="checkbox"/>	1972		(2,933,255,000)	Double Die
<input type="checkbox"/>	1960	D		Small/Large Date	<input type="checkbox"/>	1972			DDO FS-107 (033.57)
<input type="checkbox"/>	1961		756,373,244 3,028,244 (Proof)		<input type="checkbox"/>	1972			DDO FS-106 (033.56)
<input type="checkbox"/>	1961	D	1,753,266,700		<input type="checkbox"/>	1972			DDO FS-104 (033.54)
<input type="checkbox"/>	1962		609,263,019 3,218,019 (Proof)		<input type="checkbox"/>	1972			DDO FS-102 (033.52)
<input type="checkbox"/>	1962	D	1,793,148,400		<input type="checkbox"/>	1972			DDO FS-105 (033.55)
<input type="checkbox"/>	1963		757,185,645 3,075,645 (Proof)		<input type="checkbox"/>	1972	D	2,665,071,400	
<input type="checkbox"/>	1963	D	1,774,020,400		<input type="checkbox"/>	1972	S	380,200,104 3,260,996 (Proof)	
<input type="checkbox"/>	1964			SMS	<input type="checkbox"/>	1973		3,728,245,000	
<input type="checkbox"/>	1964		2,652,525,762 3,950,762 (Proof)		<input type="checkbox"/>	1973	D	3,549,576,588	
<input type="checkbox"/>	1964	D	3,799,071,500		<input type="checkbox"/>	1973	S	319,937,634 2,760,339 (Proof)	
<input type="checkbox"/>	1965		1,497,224,900		<input type="checkbox"/>	1974		4,232,140,523	
<input type="checkbox"/>	1965			SMS	<input type="checkbox"/>	1974	D	4,235,098,000	
<input type="checkbox"/>	1966		2,188,147,783		<input type="checkbox"/>	1974	S	412,039,228 2,612,568 (Proof)	
<input type="checkbox"/>	1966			SMS	<input type="checkbox"/>	1975		5,451,476,142	
<input type="checkbox"/>	1967		3,048,667,100		<input type="checkbox"/>	1975	D	4,505,275,300	
<input type="checkbox"/>	1967			SMS	<input type="checkbox"/>	1975	S	2,845,450 (Proof)	
<input type="checkbox"/>	1968		1,707,880,970		<input type="checkbox"/>	1976		4,674,292,426	
<input type="checkbox"/>	1968	D	2,886,269,600		<input type="checkbox"/>	1976	D	4,221,592,455	
<input type="checkbox"/>	1968	S	261,311,510 3,041,506 (Proof)		<input type="checkbox"/>	1976	S		
<input type="checkbox"/>	1969		1,136,910,000		<input type="checkbox"/>	1976	S	4,149,730 (Proof)	
<input type="checkbox"/>	1969	D	4,002,832,200		<input type="checkbox"/>	1977		4,469,930,000	
<input type="checkbox"/>	1969	S	Incl. Above	Doubled Die	<input type="checkbox"/>	1977	D	4,194,055,800	
<input type="checkbox"/>	1969	S	547,309,631 2,934,631 (Proof)		<input type="checkbox"/>	1977	S	3,251,152 (Proof)	
<input type="checkbox"/>	1970		1,898,315,000		<input type="checkbox"/>	1978		5,266,905,000	
<input type="checkbox"/>	1970	D	2,891,438,900		<input type="checkbox"/>	1978	D	4,280,233,400	
<input type="checkbox"/>	1970	S	Incl. Above	Doubled Die	<input type="checkbox"/>	1978	S	3,127,781 (Proof)	
<input type="checkbox"/>	1970	S	(693,192,814)	High 7, Small Date	<input type="checkbox"/>	1979		6,018,515,200	
<input type="checkbox"/>	1970	S	(693,192,814) 2,632,810 (Proof)	Low 7, Large Date	<input type="checkbox"/>	1979	D	4,139,357,000	
<input type="checkbox"/>	1970	S		Small Date FS-1401	<input type="checkbox"/>	1979	S	(3,677,175) (Proof)	Type 1, Filled S
<input type="checkbox"/>	1971		1,919,490,000		<input type="checkbox"/>	1979	S	(3,677,175) (Proof)	Type 2, Clear S
<input type="checkbox"/>	1971	D	2,911,045,600		<input type="checkbox"/>	1980		7,414,705,000	
<input type="checkbox"/>	1971	S		Doubled die obverse - Type 1	<input type="checkbox"/>	1980	D	5,140,098,675	
<input type="checkbox"/>	1971	S		Doubled Die Obverse - Type 2	<input type="checkbox"/>	1980	S	3,554,806 (Proof)	
<input type="checkbox"/>	1971	S		DDO FS-102	<input type="checkbox"/>	1981		7,491,750,500	
<input type="checkbox"/>	1971	S	528,354,192 3,220,733 (Proof)		<input type="checkbox"/>	1981	D	5,373,235,000	
<input type="checkbox"/>	1971	S		DDD FS-101	<input type="checkbox"/>	1981	S	(4,063,083) (Proof)	Type 2, Clear S
<input type="checkbox"/>	1972			DDO FS-103 (033.53)	<input type="checkbox"/>	1981	S	(4,063,083) (Proof)	Type 1, Filled S
<input type="checkbox"/>	1972			DDO FS-108 (033.58)	<input type="checkbox"/>	1982		(10,712,520,000)	

	Year	mm	Mintage	Variety		Year	mm	Mintage	Variety
<input type="checkbox"/>	1982		(10,712,520,0	Small date Zinc	<input type="checkbox"/>	1992	S	4,176,560 (Proof)	
<input type="checkbox"/>	1982		(10,712,520,0	Small date Brass	<input type="checkbox"/>	1993		5,684,705,000	
<input type="checkbox"/>	1982		(10,712,520,0	Large date Zinc	<input type="checkbox"/>	1993	D	6,426,650,57	
<input type="checkbox"/>	1982		(10,712,520,0	Large Date Brass	<input type="checkbox"/>	1993	S	3,394,792 (Proof)	
<input type="checkbox"/>	1982	D	(6,013,000)	Large date Brass	<input type="checkbox"/>	1994		6,500,850,000	
<input type="checkbox"/>	1982	D	(6,013,000)	Large date Zinc	<input type="checkbox"/>	1994	D	7,131,765,000	
<input type="checkbox"/>	1982	D	(6,013,000)	Small date Zinc	<input type="checkbox"/>	1994	S	3,269,923 (Proof)	
<input type="checkbox"/>	1982	D	6,012,979,366	Bronze	<input type="checkbox"/>	1995		6,411,440,000	
<input type="checkbox"/>	1982	S	3,857,479 (Proof)		<input type="checkbox"/>	1995			Doubled die obverse
<input type="checkbox"/>	1983		(7,752,354,90	Double die	<input type="checkbox"/>	1995	D	7,128,560,000	
<input type="checkbox"/>	1983		(7,752,354,90		<input type="checkbox"/>	1995	S	2,707,481 (Proof)	
<input type="checkbox"/>	1983	D	6,468,000,000		<input type="checkbox"/>	1996		(6,612,465,00	Wide AM
<input type="checkbox"/>	1983	S	3,279,126 (Proof)		<input type="checkbox"/>	1996		(6,612,465,00	
<input type="checkbox"/>	1984		(8,183,657,00		<input type="checkbox"/>	1996	D	6,510,795,000	
<input type="checkbox"/>	1984		(8,183,657,00	Double die Ear	<input type="checkbox"/>	1996	S	2,915,212 (Proof)	
<input type="checkbox"/>	1984	D	(5,570,000,00		<input type="checkbox"/>	1997		4,622,800,000	
<input type="checkbox"/>	1984	S	3,065,110 (Proof)		<input type="checkbox"/>	1997	D	4,576,555,000	
<input type="checkbox"/>	1985		5,842,628,000		<input type="checkbox"/>	1997	S	1,975,000 (Proof)	
<input type="checkbox"/>	1985	D	5,329,742,000		<input type="checkbox"/>	1998			Wide AM
<input type="checkbox"/>	1985	S	3,412,110 (Proof)		<input type="checkbox"/>	1998		5,032,155,000	
<input type="checkbox"/>	1986		4,622,410,712		<input type="checkbox"/>	1998	D	5,225,353,500	
<input type="checkbox"/>	1986	D	4,287,870,420		<input type="checkbox"/>	1998	S	2,957,286 (Proof)	
<input type="checkbox"/>	1986	S	3,211,110 (Proof)		<input type="checkbox"/>	1998	S		Close AM
<input type="checkbox"/>	1987		4,427,867,241		<input type="checkbox"/>	1999			Wide AM
<input type="checkbox"/>	1987	D	4,782,420,670		<input type="checkbox"/>	1999		5,237,600,000	
<input type="checkbox"/>	1987	S	4,227,728 (Proof)		<input type="checkbox"/>	1999	D	6,360,065,000	
<input type="checkbox"/>	1988		6,180,720,000		<input type="checkbox"/>	1999	S		Close AM
<input type="checkbox"/>	1988	D	5,151,621,120		<input type="checkbox"/>	1999	S	3,362,462 (Proof)	
<input type="checkbox"/>	1988	S	3,262,948 (Proof)		<input type="checkbox"/>	2000		5,503,200,000	
<input type="checkbox"/>	1989		7,321,462,111		<input type="checkbox"/>	2000			Wide AM
<input type="checkbox"/>	1989	D	5,362,171,181		<input type="checkbox"/>	2000	D	8,774,220,000	
<input type="checkbox"/>	1989	S	3,220,194 (Proof)		<input type="checkbox"/>	2000	S	4,047,993 (Proof)	
<input type="checkbox"/>	1990		6,927,491,004		<input type="checkbox"/>	2001	D	5,374,990,000	
<input type="checkbox"/>	1990	D	4,922,894,533		<input type="checkbox"/>	2001	P	4,959,600,000	
<input type="checkbox"/>	1990	S		Proof without 'S'	<input type="checkbox"/>	2001	S	3,099,096 (Proof)	
<input type="checkbox"/>	1990	S	3,299,559 (Proof)		<input type="checkbox"/>	2002	D	4,028,055,000	
<input type="checkbox"/>	1991		5,165,940,000		<input type="checkbox"/>	2002	P	3,260,800,000	
<input type="checkbox"/>	1991	D	4,158,442,076		<input type="checkbox"/>	2002	S		
<input type="checkbox"/>	1991	S	2,867,787 (Proof)		<input type="checkbox"/>	2003	D	3,548,000,000	
<input type="checkbox"/>	1992		4,648,905,000		<input type="checkbox"/>	2003	P	3,300,000,000	
<input type="checkbox"/>	1992			Close AM	<input type="checkbox"/>	2003	S	3,116,590 (Proof)	
<input type="checkbox"/>	1992	D		Close AM	<input type="checkbox"/>	2004	D		
<input type="checkbox"/>	1992	D	4,448,673,300		<input type="checkbox"/>	2004	P		

	Year	mm	Mintage	Variety		Year	mm	Mintage	Variety
<input type="checkbox"/>	2004	S			<input type="checkbox"/>	2009	S	2,995,615 (Proof)	Professional Life
<input type="checkbox"/>	2005	D			<input type="checkbox"/>	2009	S	2,995,615 (Proof)	Formative Years
<input type="checkbox"/>	2005	D		Satin Finish	<input type="checkbox"/>	2010			Shield Satin Finish
<input type="checkbox"/>	2005	P			<input type="checkbox"/>	2010		1,963,630,000	Shield
<input type="checkbox"/>	2005	P		Satin Finish	<input type="checkbox"/>	2010	D		Shield Satin Finish
<input type="checkbox"/>	2005	S			<input type="checkbox"/>	2010	D	2,047,200,000	Shield
<input type="checkbox"/>	2006	D		Satin Finish	<input type="checkbox"/>	2010	S	1,689,216 (Proof)	
<input type="checkbox"/>	2006	D			<input type="checkbox"/>	2011		2,402,400,000	Shield
<input type="checkbox"/>	2006	P			<input type="checkbox"/>	2011	D	2,536,140,000	Shield
<input type="checkbox"/>	2006	P		Satin Finish	<input type="checkbox"/>	2011	S	1,673,010 (Proof)	Shield
<input type="checkbox"/>	2006	S			<input type="checkbox"/>	2011	S		Shield First Strike
<input type="checkbox"/>	2007			Satin Finish	<input type="checkbox"/>	2012		3,132,000,000	Shield
<input type="checkbox"/>	2007	D	1,474,800,000		<input type="checkbox"/>	2012	D	2,883,200,000	Shield
<input type="checkbox"/>	2007	D		Satin Finish	<input type="checkbox"/>	2012	S		Shield First Strike
<input type="checkbox"/>	2007	P	1,503,200,000		<input type="checkbox"/>	2012	S	1,237,415 (Proof)	Shield
<input type="checkbox"/>	2007	S			<input type="checkbox"/>	2013		3,750,400,000	Shield
<input type="checkbox"/>	2008				<input type="checkbox"/>	2013	D	3,319,600,000	Shield
<input type="checkbox"/>	2008			Satin Finish	<input type="checkbox"/>	2013	S	1,237,926 (Proof)	Shield
<input type="checkbox"/>	2008			Satin Finish	<input type="checkbox"/>	2014		3,990,800,000	Shield
<input type="checkbox"/>	2008	D			<input type="checkbox"/>	2014	D	4,155,600,000	Shield
<input type="checkbox"/>	2008	D			<input type="checkbox"/>	2014	S	1,193,735 (Proof)	Shield
<input type="checkbox"/>	2008	S			<input type="checkbox"/>	2015		4,464,100,000	Shield
<input type="checkbox"/>	2009	D	350,400,000	Early Childhood	<input type="checkbox"/>	2015	D	4,424,800,000	Shield
<input type="checkbox"/>	2009	D	198,000,000	Presidency	<input type="checkbox"/>	2015	S	1,099,413 (Proof)	Shield
<input type="checkbox"/>	2009	D	784,614	Lincoln-Formative Years Satin Finish	<input type="checkbox"/>	2016	D	4,698,000,000	Shield
<input type="checkbox"/>	2009	D	363,600,000	Formative Years	<input type="checkbox"/>	2016	P	4,420,400,000	Shield
<input type="checkbox"/>	2009	D	784,614	Lincoln-Professional Satin Finish	<input type="checkbox"/>	2016	S	1,011,684 (Proof)	Shield
<input type="checkbox"/>	2009	D	784,614	Lincoln-Presidency Satin Finish	<input type="checkbox"/>	2017	D	4,272,800,000	Shield
<input type="checkbox"/>	2009	D	784,614	Lincoln-Early Childhood Satin Finish	<input type="checkbox"/>	2017	P	4,361,220,000	Shield
<input type="checkbox"/>	2009	D		Presidency - First Day of Issue	<input type="checkbox"/>	2017	S		Shield Enhanced Unc Set
<input type="checkbox"/>	2009	D	336,000,000	Professional Life	<input type="checkbox"/>	2017	S		Shield Enhanced Unc Set First Strike
<input type="checkbox"/>	2009	D		Professional - First Day of Issue	<input type="checkbox"/>	2017	S	223,210	Enhanced Uncirculated
<input type="checkbox"/>	2009	D		Formative Years - First Day of Issue	<input type="checkbox"/>	2017	S	979,498 (Proof)	
<input type="checkbox"/>	2009	D		Early Childhood - First Day of Issue	<input type="checkbox"/>	2017	S		Shield First Strike
<input type="checkbox"/>	2009	P	376,000,000	Formative Years	<input type="checkbox"/>	2018	D	3,736,400,000	
<input type="checkbox"/>	2009	P	784,614	Lincoln-Early Childhood Satin Finish	<input type="checkbox"/>	2018	P	4,066,800,000	
<input type="checkbox"/>	2009	P	784,614	Lincoln-Presidency Satin Finish	<input type="checkbox"/>	2018	S	898,986 (Proof)	
<input type="checkbox"/>	2009	P	784,614	Lincoln-Professional Satin Finish	<input type="checkbox"/>	2018	S	199,177 (Proof)	Reverse Proof
<input type="checkbox"/>	2009	P	129,600,000	Presidency	<input type="checkbox"/>	2019	D	3,497,600,000	Shield
<input type="checkbox"/>	2009	P	784,614	Lincoln-Formative Years Satin Finish	<input type="checkbox"/>	2019	P	3,542,800,000	Shield
<input type="checkbox"/>	2009	P	316,000,000	Professional Life	<input type="checkbox"/>	2019	S	989,862 (Proof)	Shield
<input type="checkbox"/>	2009	P	284,400,000	Early Childhood	<input type="checkbox"/>	2019	W	383,590 (Proof)	Shield - Reverse Proof
<input type="checkbox"/>	2009	P		Presidency - First Day of Issue					
<input type="checkbox"/>	2009	P		Professional - First Day of Issue					
<input type="checkbox"/>	2009	P		Early Childhood, FirstDay of Issue					
<input type="checkbox"/>	2009	P		Formative Years - First Day of Issue					
<input type="checkbox"/>	2009	S	2,995,615 (Proof)	Presidency					
<input type="checkbox"/>	2009	S	2,995,615 (Proof)	Early Childhood					

	Year	mm	Mintage	Variety
<input type="checkbox"/>	2019	W	318,695 561,495 (Proof)	Shield
<input type="checkbox"/>	2019 ()			Blank Planchet Explore & Discover Set First Strike
<input type="checkbox"/>	2019 ()			Blank Planchet Explore & Discover Set
<input type="checkbox"/>	2020	D	4,035,600,000	
<input type="checkbox"/>	2020	P	3,560,800,000	
<input type="checkbox"/>	2020	S	823,306 (Proof)	
<input type="checkbox"/>	2021	D	3,982,800,000	
<input type="checkbox"/>	2021	P	3,925,820,000	
<input type="checkbox"/>	2021	S	802,995 (Proof)	
<input type="checkbox"/>	2022	D		
<input type="checkbox"/>	2022	P		
<input type="checkbox"/>	2022	S		
<input type="checkbox"/>	2023	D		
<input type="checkbox"/>	2023	P		
<input type="checkbox"/>	2023	S		
<input type="checkbox"/>	Type			Type 1, Wheat Reverse
<input type="checkbox"/>	Type			Steel
<input type="checkbox"/>	Type			Type 6, Shield Reverse
<input type="checkbox"/>	Type			Type 3, Memorial Reverse
<input type="checkbox"/>	Type			Type 4, Memorial Reverse (Zinc)
<input type="checkbox"/>	Type			Type 5, Bi-Centennial